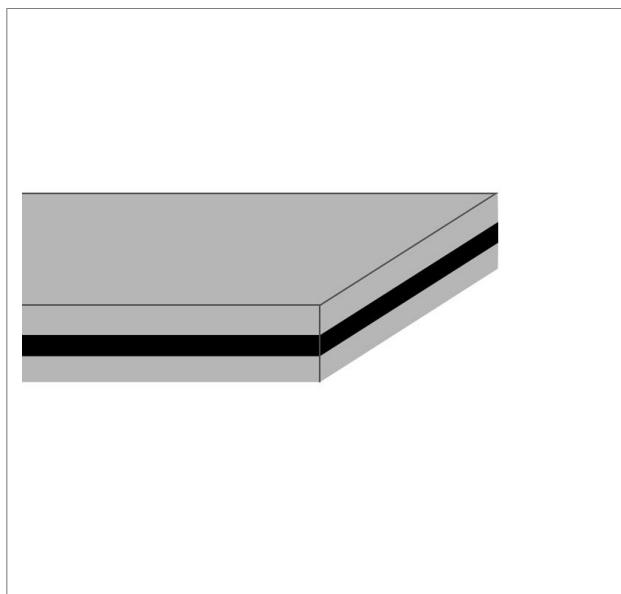


CODE CG-36
TYPE
LL3
COMPOSITION

Top surface	material	Leather
	finish	---
	colour	Grey
	coefficient of friction	0.4
Traction core	material	Polyamide (PA)
Bottom surface	material	Leather
	finish	---
	colour	Grey
	coefficient of friction	0.4


TECHNICAL SPECIFICATIONS

Total thickness	4.20 mm	0.17 in.	
Weight	4.40 kg/m ²	0.90 lbs./sq.ft	
Minimum pulley diameter (1)	100 mm	3.9 in.	
(1) The above mentioned values depend on running speed			
Pull for 1% elongation	10.0 N/mm	57 lbs./in.	
Tensile strength	400 N/mm	2284 lbs./in.	
Temperature resistance (2)	min.	0 °C	32 °F
	max	80 °C	176 °F
(2) Use of the belt with limit values may reduce its life			
Humidity influence	yes		
Permanent antistatic dynamically (UNI EN ISO 21179)	no		
Both sides can be used for power transmission	yes		

FEATURES

- Well performing with severe overload applications, as they allow temporary sliding on pulleys without getting damaged

SUITABLE FOR

Paper industry
Flour mills

COMPLIANCES

REACH Regulation EC 1907/2006 and amendments

NOTES

- Belts with double chrome leather covers
- Belts for multiple or cross drives

Issue: 07-06-2006


Last Update: 28-10-2013

DISCLAIMER

The information contained in this document describes the features of the CHIORINO product as tested in a laboratory environment at a temperature of +23 degrees °C at 50% relative humidity. It does not necessarily reflect the conditions of industrial use and it does not guarantee the product to be suitable for certain applications. The client remains liable for the proper selection and correct use of the CHIORINO product. CHIORINO cannot be held responsible should damages arise from the use of its products. Necessary alterations to this data can be made without prior notice.

CODE	CG-36	TYPE	LL3
------	-------	------	-----

• Recommended joining procedure SKIVED JOINT '3'



Check our general catalogue to get further info on CHIORINO joining methods.

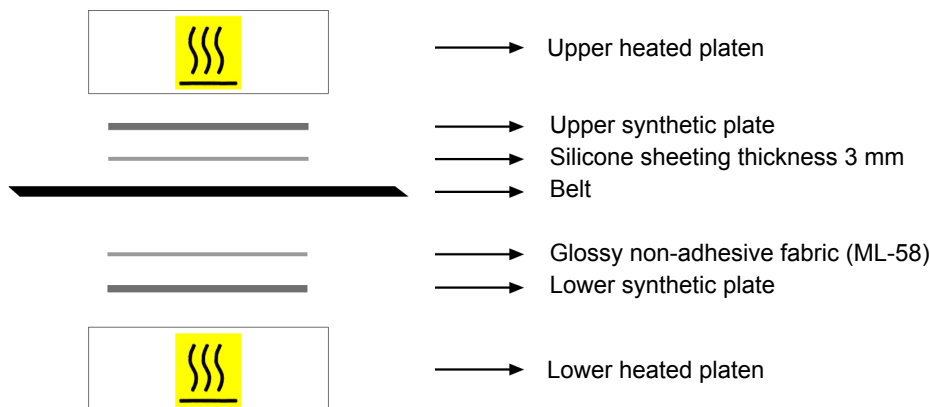
• Skiving instructions

Skiver	Belt thickness mm	Length mm	Straight/ diagonal cut	Cam/ wedge number	Pulley				Top cover			
					T mm	B mm	Thickness adjustment	End stop switch of working plate	T mm	B mm	Thickness adjustment	End stop switch of working plate
B600 A	4.4	75	Straight	1.5-10	---	---	---	---	45	12.5	17,00	---
B300 SA	4.4	75	Straight	1.5-10	---	---	---	---	48	15	10-13	---

• Guide to the use of adhesives

Pour the **I hardener** with the **R cement** (pot life 2 hours), then apply a thin layer of this mix on the leather area of the splice, lightly tapping with the brush. Wait until it dries.
 Spread the **K cement** on the polyamide area of the skive and allow it to dry for 5 minutes.
 Spread again the **R+I mix** on the leather area, again in a thin layer and let it dry for 5 minutes, then match the belt ends, checking their perfect alignment.
 Press according to the instructions shown. To ensure best joint life it is advisable not to run or tension the belt for 24 hours.
 Kit: **GUMMICOL**

• Layout of components



Press settings	
Upper platen temperature	90 °C
Lower platen temperature	90 °C
Curing time in press	20 min.
Driving torque	30
Cooling time: it is recommended to remove the belt from the press once a temperature of 60/70 degrees C is reached.	

• Notes

Issue: 10-12-2005

Last Update: 30-01-2014

DISCLAIMER

The information contained in this document describes the features of the CHIORINO product as tested in a laboratory environment at a temperature of +23 degrees C at 50% relative humidity. It does not necessarily reflect the conditions of industrial use and it does not guarantee the product to be suitable for certain applications. The client remains liable for the proper selection and correct use of the CHIORINO product. CHIORINO cannot be held responsible should damages arise from the use of its products. Necessary alterations to this data can be made without prior notice.